



DIAMOND GRIPSTRIP™

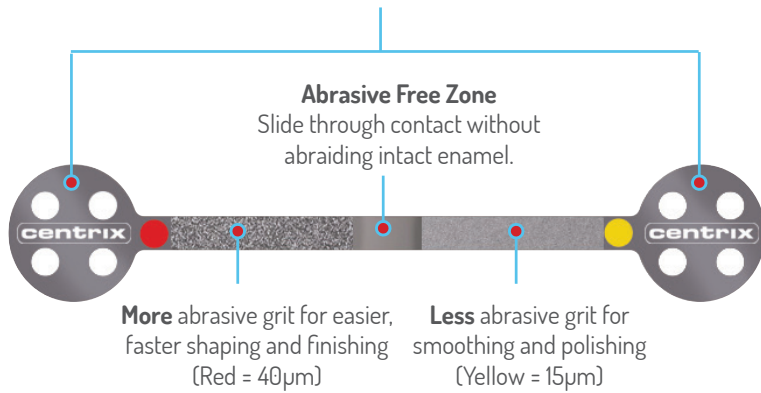
Diamond-Coated Strips for Proximal Finishing & Polishing

Quicker, smoother Proximal finishing and polishing. Easier to use. Autoclavable for multiple reuse, better value.

GripStrip Proximal Finishing & Polishing Strips feature different pairs of diamond grit combinations to enable rapid and exact shaping, finishing and polishing of proximal surfaces to restore the most natural tooth morphology and enamel-like smoothness.

Easy to grip handles for easy manipulation, precise control.

Handle shape easily identifies the right GripStrip for each use:
 Coarse, Medium, Fine and Medium Mini for anterior use.

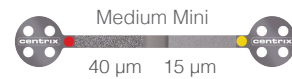



Flexible, durable, autoclavable stainless steel

Enables easy finishing to restore natural contours and the correct shape of each tooth. Stainless steel strips can be autoclaved for repeated use.

Protective reverse side

Smooth reverse side protects the adjacent tooth and intact enamel from abrasion.



APPLIED DIAMOND TECHNOLOGY (ADT)

Couture Finishing & Polishing products feature Centrix Applied Diamond Technology (ADT): unique and precise formulations of ultrafine diamond particles that produce superior, 'high gloss' surfaces with natural reflectance and luster. ADT results in faster shaping, easier finishing and smoother polishing for the most natural looking restorations and the healthiest patient outcomes.



www.CentrixCouture.com | 800.235.5862

GripStrip – IPR was never so easy!



1. Slide GripStrip vertically through the contact at the Free Zone to avoid abraiding adjacent tooth. To remove, reverse this step. For very tight contacts, a wedge helps to create space.

2. Beginning with more abrasive section, slide GripStrip buccolingually to begin proximal reduction, shaping.

3. Switch to less abrasive section to further refine and smooth proximal surfaces.

4. Polish surfaces

5. Repeat using progressively finer GripStrips to achieve the desired smoothness.

Practical Tips:

- ◆ For tight contacts, insert a wedge to create a slight separation between the teeth
- ◆ Fine GripStrip's should only be used for polishing and stain removal
- ◆ Coarse strip's perforated design is ideal for gross reduction and ortho space creation.
- ◆ Skipping a grit size may reduce the quality of the final restoration
- ◆ To protect contacts, always insert and remove GripStrip at smooth Free Zone.



Before: Irregular shapes from restoration



After: Smooth, natural contours result in beautiful restorations

ORDERING INFORMATION



REF 860012 GripStrip Fine, 12 strips
For fine reduction and Polishing
15 µm (yellow)/8 µm (orange)



REF 860010 GripStrip Medium, 12 strips
For moderate reduction
40 µm (red)/15 µm (yellow)



REF 860014 GripStrip Medium Mini, 12 strips
For moderate reduction
40 µm (red)/15 µm (yellow)



REF 860011 GripStrip Coarse, 12 strips
For substantial reduction
80 µm (blue)/40 µm (red)



REF 860013 GripStrip Assorted, 12 strips
Contains 3 strips each of Fine, Medium Mini, Medium and Coarse grit sizes.

Ordering is easy. Call 800.235.5862 or contact your preferred dealer.
Visit CentrixCouture.com for more information.